Høsttidspunktet betydning for frøkvalitet i smalbladet lupin

Fremtid for bælgsæd?

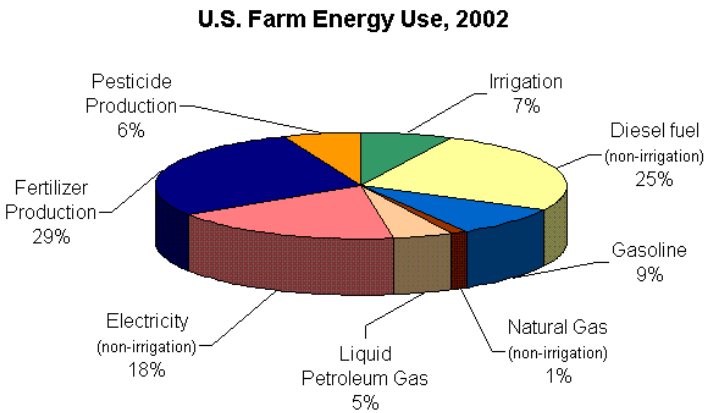

Notes: Total energy use for agricultural production in 2002 was 1,691 trillion Btu. This includes direct farm energy use of 1,113 trillion Btu and 578 trillion Btu for pesticide and fertilizer production. Diesel and gasoline are used in farm vehicles for mechanized planting, tilling, chemical applications, disking, and harvesting. Liquid petroleum gas and natural gas are used in large part for drying grains. Electricity is used primarily for stationary activities, such as facility operations and dairies. Energy for irrigation comes from electricity, diesel, and natural gas.

Source: Compiled by Earth Policy Institute from USDA; USDOE; Duffield; Miranowski

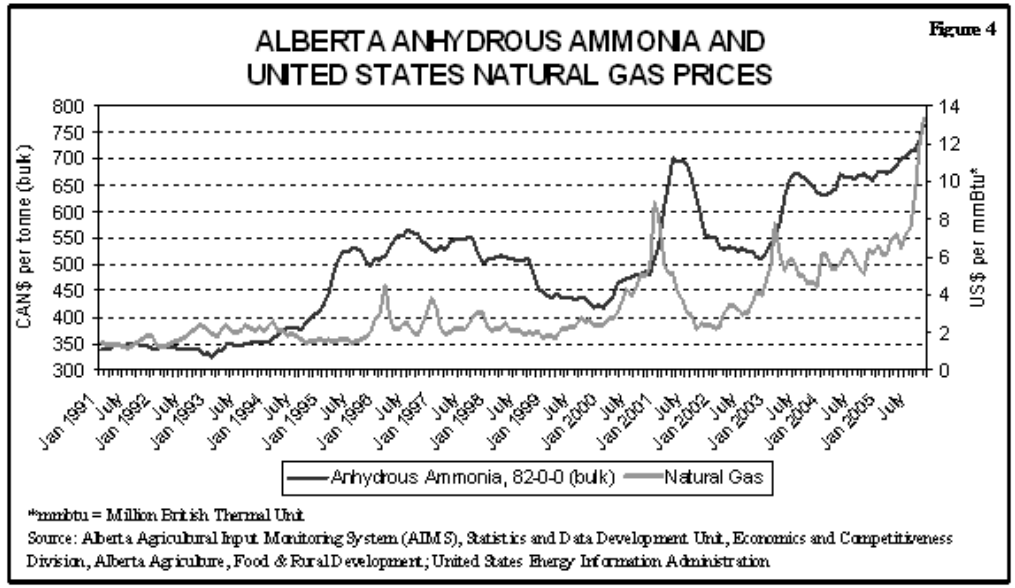

Stigende behov for fødevarer pga stigende befolkning + ændret madvaner + biobrændstof = stigende priser på planteprodukter, især protein.

Stigende priser på gødning + afkobling af jordkrav til husdyrproduktion (DK) = ændret balance til fordel for bælgsæd

Gødningsforbrug stigende

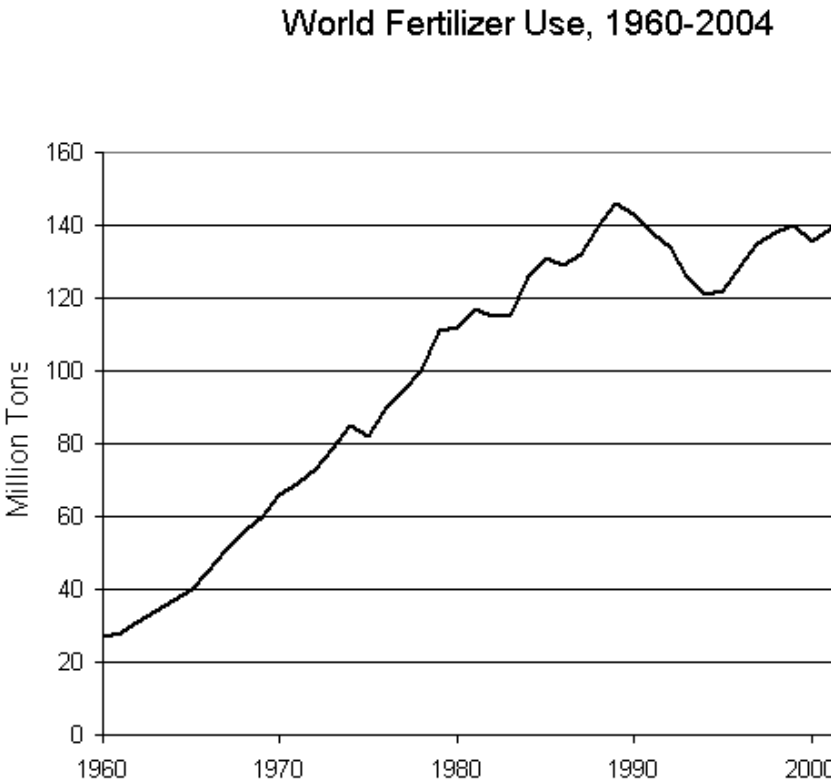

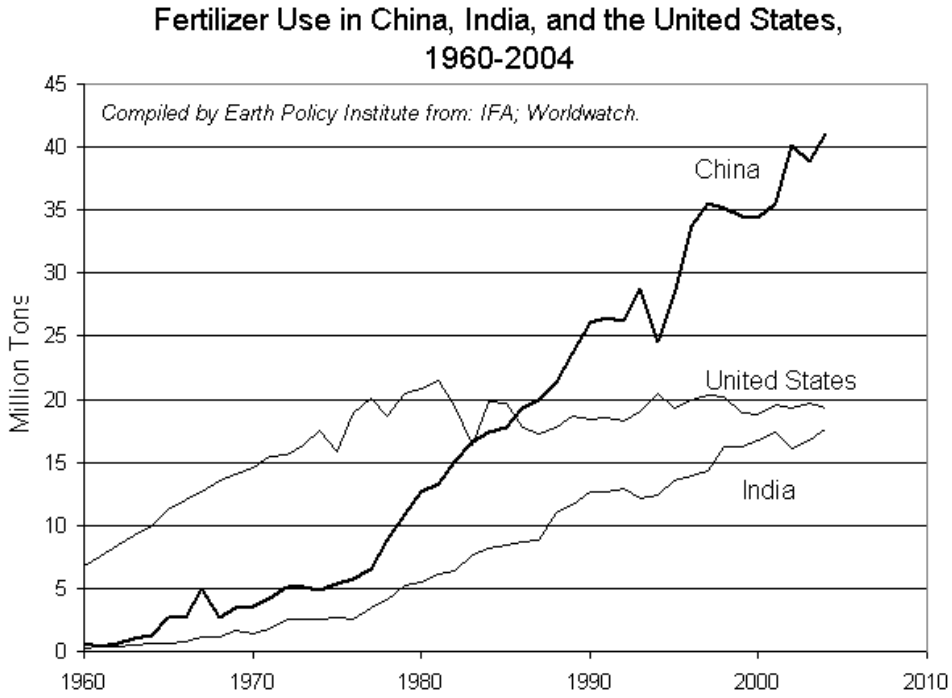

Compiled by Earth Policy Institute from: IFA; Worldwatch.

Forsøgsopstilling

- 2 lokaliteter, Holstebro og Højbakkegård
- 2 lupin sorter, Bora (forgrenet) og Prima (uforgrenet)
- 4 høsttidspunkter
- Frøprøver opdelt i 2 partier, nedtørret og henlagt på gulv

Klimadata-2009

	Temperatur		Nedbør			Sol timer	
	Normal	Middel	Normal	Sum	Antal døgn	Normal	Sol timer
Holstebro-aug.	15,2	16,2	81	103	22	177	170
Holstebro-sep.	12,6	13,2	98	67	15	121	146
København-aug.	16,2	18,8	61	33	12	193	220
København-sep.	13,1	15,3	61	26	12	133	173

Høsttidspunkter

	Holstebro	Højbakkegård
• 1.høst:	27/8	20/8
• 2. høst:	14/9	27/8
• 3. høst:	18/9	7/9
• 4: høst:	29/9	17/9

Frø spiring

- Først en forkøling i 7 dage ved 5°C
- Herefter spiret i groft sand, 2 cm sådybde
- Spiret ved 20°C med 12 timers lys
- Spirer opgjort efter 5 dage og 10 dage
- 4 bakker med 100 frø/bakke per høstprøve



Sted	Sort	Høst nr.	Normal	Unormal	Ikke spiret
Holstebro	Bora	1	77	20	3
Holstebro	Bora	4	77	20	3
Holstebro	Prima	1	84	12	4
Holstebro	Prima	4	66	28	7

Høstudbytter

Sort – Sted	1.høst	2.høst	3.høst	4.høst
Prima - Holstebro	39,1	31,7	30,9	27,1
Bora – Holstebro	39,4	32,3	32,9	27,0
Prima – Højbakke	-	33,8	35,5	37,8
Bora – Højbakke	-	36,6	35,8	37,4

normal

normal


abnormal
4

abnormal
3


abnormal
6

abnormal
9.