Plateforme RustWatch de suivi et de surveillance des rouilles

Jessica Joaquim, Biagio Randazzo, Jens Grønbech Hansen

RUSTWATCH
WHEAT RUST EARLY WARNING

“Crowdsource App” : Une plateforme de suivi tout public!

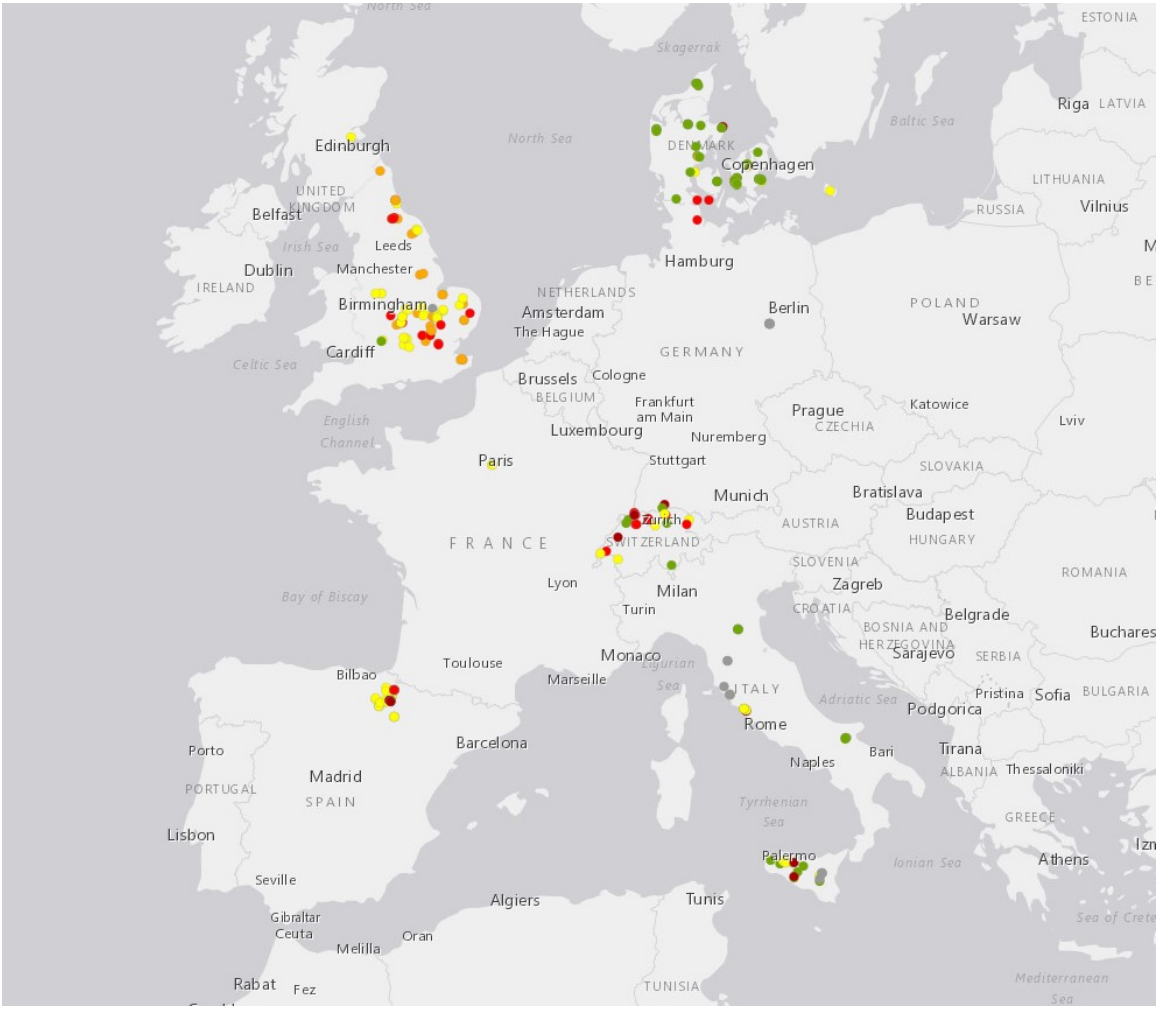

1. Comment y accéder?

a) Sur votre Smartphone

https://survey123.arcgis.com/share/3ad3d31e0ef646a9930ce80abd909c0b?portalUrl=http://gis-au.maps.arcgis.com

b) Sur Le site Web RustWatch:

https://agro.au.dk/forskning/projekter/rustwatch/

- Onglet "Wheat Rust Early Warning"

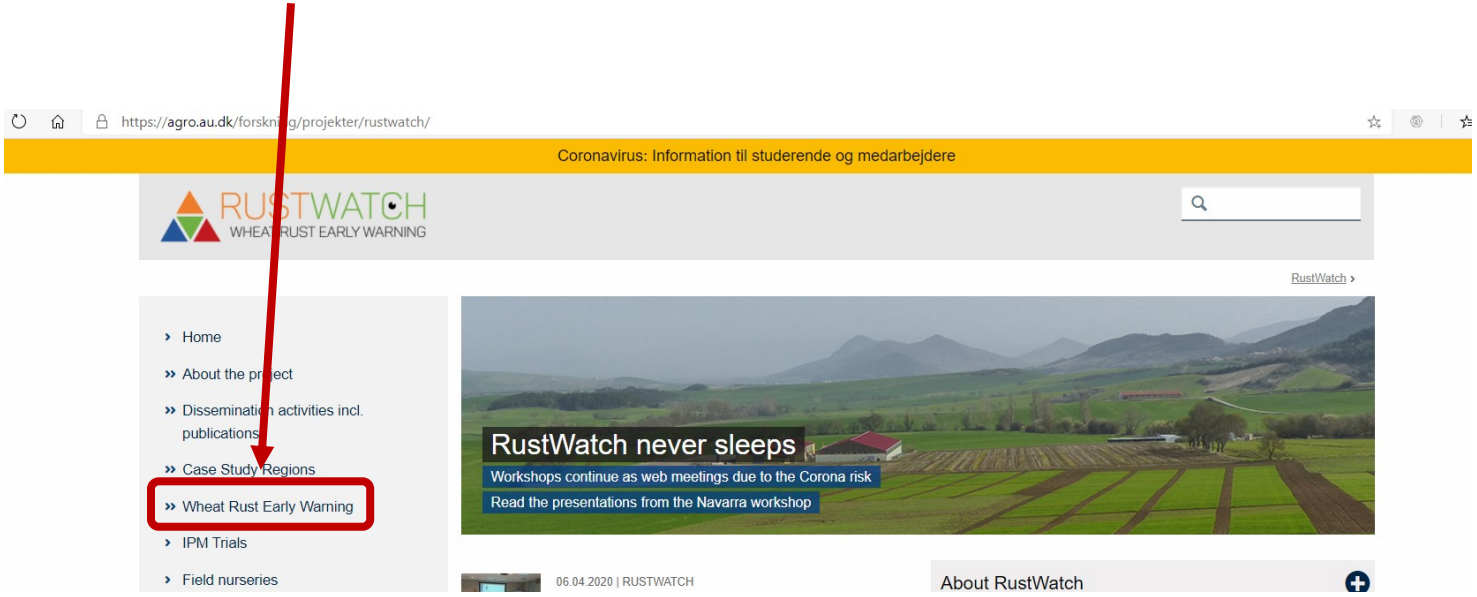

1. Comment y accéder?

- Wheat Rust Early Warning
- 1er lien à droite

Ou ici

Coronavirus: Information til studerende og medarbejdere

RUSTWATCH
WHEAT RUST EARLY WARNING

RustWatch ›

- Home
- About the project
- Dissemination activities incl. publications
- Case Study Regions
- Wheat Rust Early Warning
  - Wheat Rust Surveillance Dashboard
  - Wheat Rust Surveillance Report form (login protected)
  - Rust Survey - Crowdsource disease surveillance
  - The Wheat Rust Toolbox
  - VCU surveillance
- IPM Trials
- Field nurseries
- Link to maps and charts on rust races and genotypes
- Contact
- Intranet for project Partners

Wheat Rust Early Warning

An early warning campaign will be carried out from late March, 2021 - using the RustWatch Rust survey crowdsource App. Regions beyond the RustWatch case study regions are invited to participate.

Links: Crowdsource App Dashboard Getting started Read more

Photo by Bill Clark, NIAB, UK

Objectives

- **Target:** To establish the status of mainly yellow rust in common wheat, durum wheat and triticale fraom late March in Europe, 2021. It is important also to upload "no disease" as the objective of the campaign is to monitor the status of the wheat rusts and which cultivars are affected and which are not.
- **Where:** RustWatch invite all regions in Europe to participate in the campaign. Campaigns will be carried out also in RustWatch case study regions, Navarra Spain, Sicily Italy, Switzerland, Cambridge region UK, Denmark and Brandenburg in Germany.
- **What we ask for:** Cultivar name, wheat rust observed yes or no, and one or more photos (Growth stage and incidence as optional).
- **Who to contact re local organising:** Contacts in the six case study regions
- **New regions:** please contact fabio.mascher@agroscope.admin.ch
- **Where can you find the results:** Results and photos are publicly available on the Wheat rust dashboard.
- **Samples for genotype and race analysis:** If you find unusual attacks or attacks on a cultivar supposed to be very resistant, then please contact your advisor or consultant. He can decide if a sample should be sent to one of the Rustwatch labs or your national lab for further analysis. You can also get help from your RustWatch Case Study Region contact.

Crowdsource App - Rust survey

Open this link on your mobile phone, your computer or tablet:

- https://arcg.is/1zTHTS

tablet or a computer:

- https://arcg.is/0H0HGf

To see the photos first click on this button and then select a dot on the map

Getting started user manual

You can read the getting started user manual for the Rust survey Crowdsource App. For 2021 we developed an extended Dashboard

- In English language here
- In Italian language here
- In German Language here
- In French Language here

The Crowdsource App is available for all stakeholders and actors that will participate in wheat rust early warning.

RUSTWATCH
WHEAT RUST EARLY WARNING

2. Le formulaire d'observation

a) Entrer le type de céréale

Common wheat	= Blé tendre
Durum wheat	= Blé dur
Triticale	= Triticale

c) Indiquer le nom de la variété

d) Type de rouille observée

Ouvrir l'/les onglet/s concerné/s

- Yellow rust -> rouille jaune
- Leaf rust -> rouille brune
- Stem rust -> rouille noire

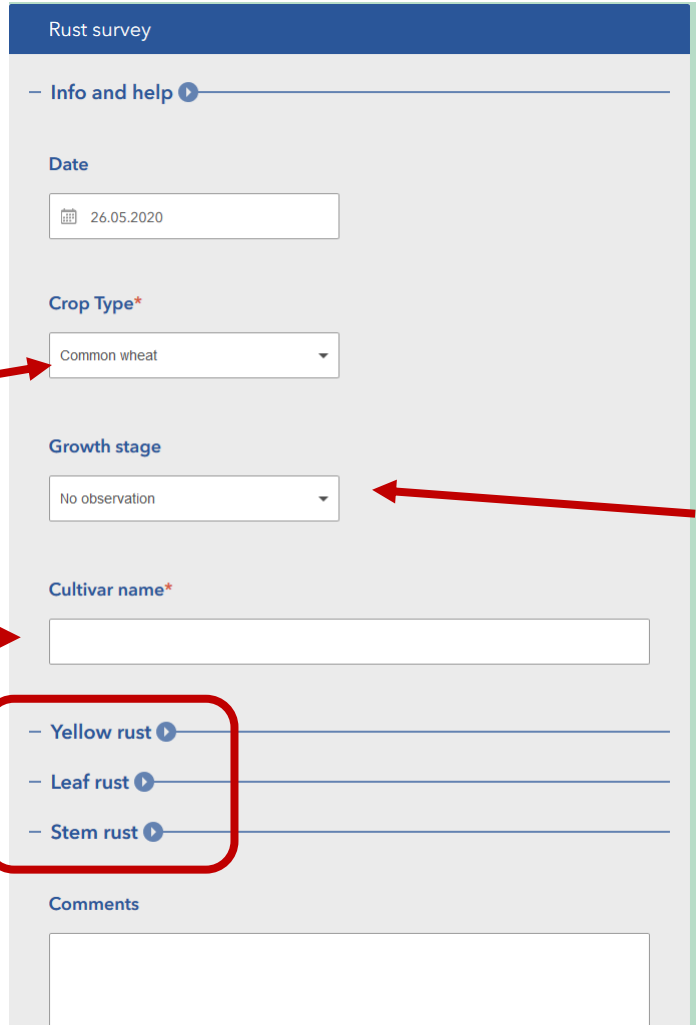

b) Indiquer le stade de croissance

Tillering	= Tallage
Boot	= Montaison
Heading	= Epiaison
Flowering	= Floraison
Milk	= Stade laiteux
Dough	= Stade pâteux
Maturity	= Maturité
No observation	

2. Le formulaire d'observation

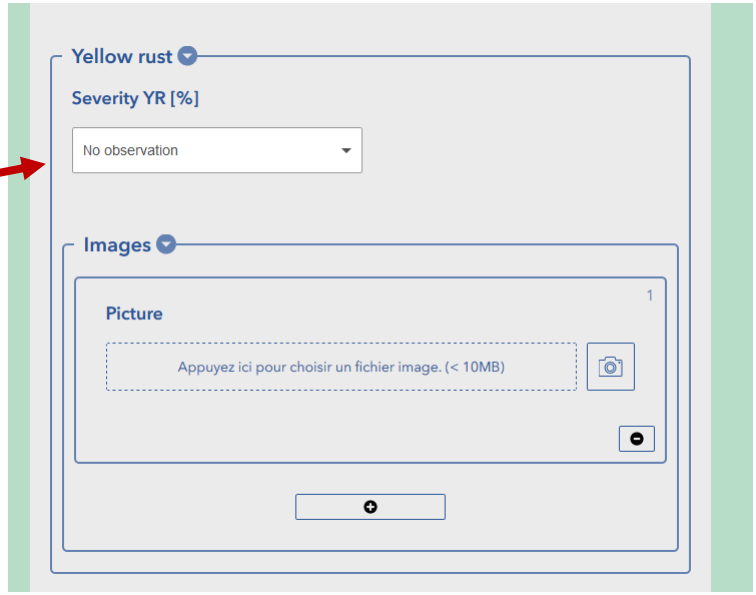

Indiquer la sévérité de la maladie (%)

0
0.1
0.5
1
5
10
25
50
> 75

Echelle de notation

Table 1. Scale for assessment of disease severity in cereals and corresponding UPOV scale used in plant breeding and VCU testing. Wording *updated 30 March 2020*

Disease severity (%)	UPOV scale*	Color code	Symptoms on cereal. crop/plot level (indicative)			
			Leaf Rust	Yellow Rust	Powdery Mildew	Septoria/Tan spot
0	1		No disease	No disease	No disease	No disease
0,1	2		Few postules per plant	Few stripes per plant (foci)	Few colonies per plant	Max one spot per plant
0,5	3		Few postules per plant	Few stripes per tiller	Few colonies per tiller	Max one spot per tiller
1	4		Several postules per tiller (lower leaves)	Several lesions/stripes per tiller (lower leaves)	Several colonies per tiller (lower leaves)	Few spots per plant (lower leaves)
5	5		Lower leaves up to 10-25% coverage	Leaves with overlapping lesions	Lower leaves up to 10-25% coverage	Lower leaves up to 10-25% coverage
10	6		Lower leaves typically 25% coverage or more			
25	7		Lower leaves 50% coverage or more			
50	8		Half of leaf area senescent. lower leaves 75-100% coverage			
≥75	9		Almost no green leaf area left			

** Range of severities (in %) within the UPOV scale. 1: x=0; 2: 0<x<0.3; 3: 0.3≤x<0.75; 4: 0.75≤x<3; 5: 3≤x≤7.5; 6: 7.5<x<17.5; 7: 17.5≤x<37.5; 8: 37.5≤x<75; 9: x≥75*
UPOV scale: https://www.upov.int/edocs/tgdocs/en/tg003.pdf

2. Le formulaire d'observation

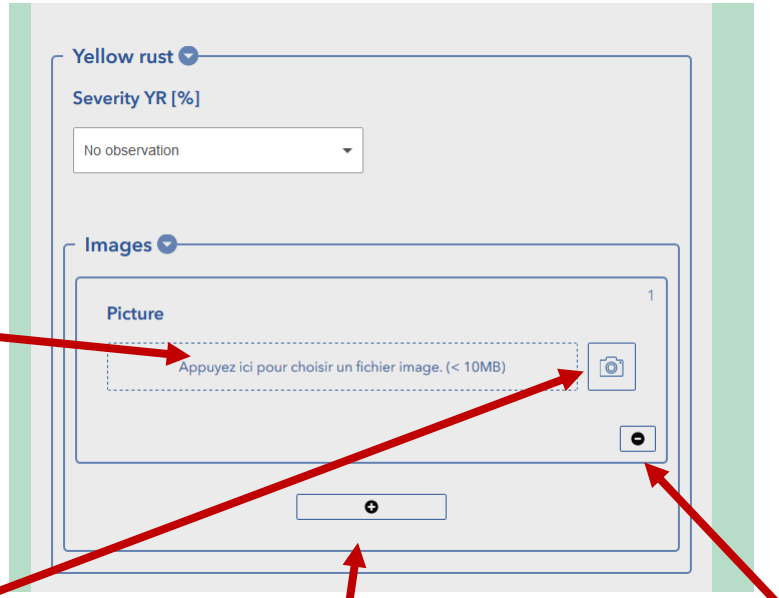

Insérer une photo

- Soit en cherchant une photo dans les dossiers sur votre ordinateur /téléphone
- Soit en prenant une photo directement

Supprimer la photo

Ajouter une nouvelle photo

2. Le formulaire d'observation

e) Ajouter un commentaire

f) Insérer la localisation de l'observation

en la recherchant
ou
en déterminant votre position

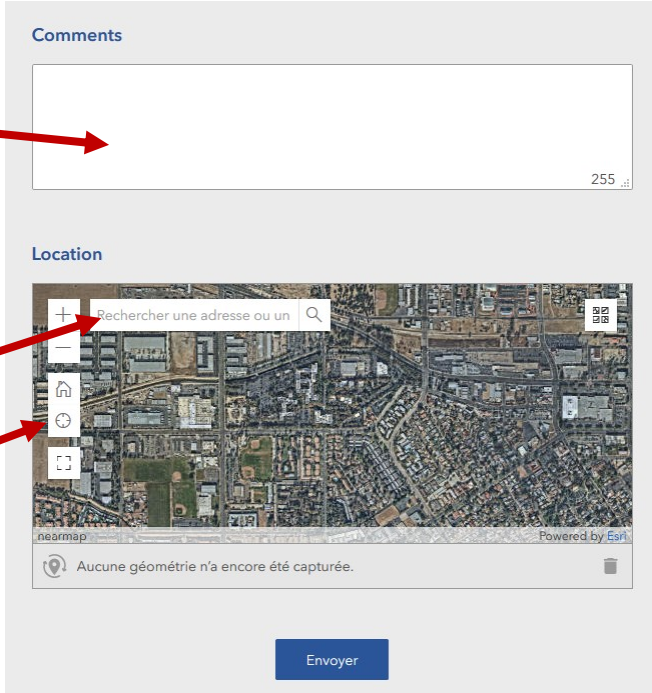

g) Envoyer votre observation

Attention!
Une fois votre observation envoyée vous n'avez plus la possibilité de la modifier

IMPORTANT

L'absence de rouille est une observation aussi!

Merci de bien vouloir les entrer dans l'application

3. Comment voir les résultats des observations ?

- Wheat Rust Early Warning
- 2ème lien à droite

Ou ici

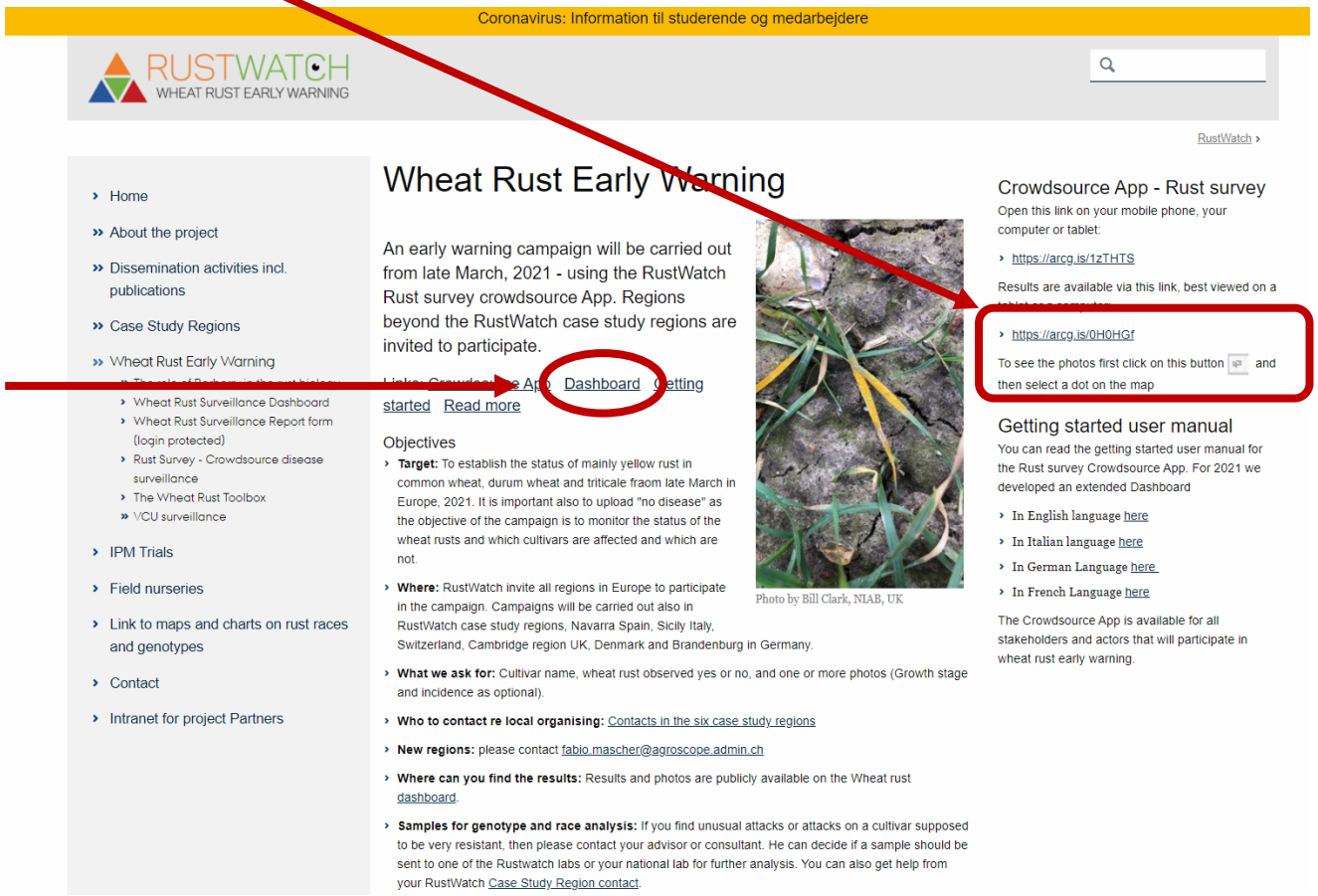

3. Comment voir les résultats des observations ?

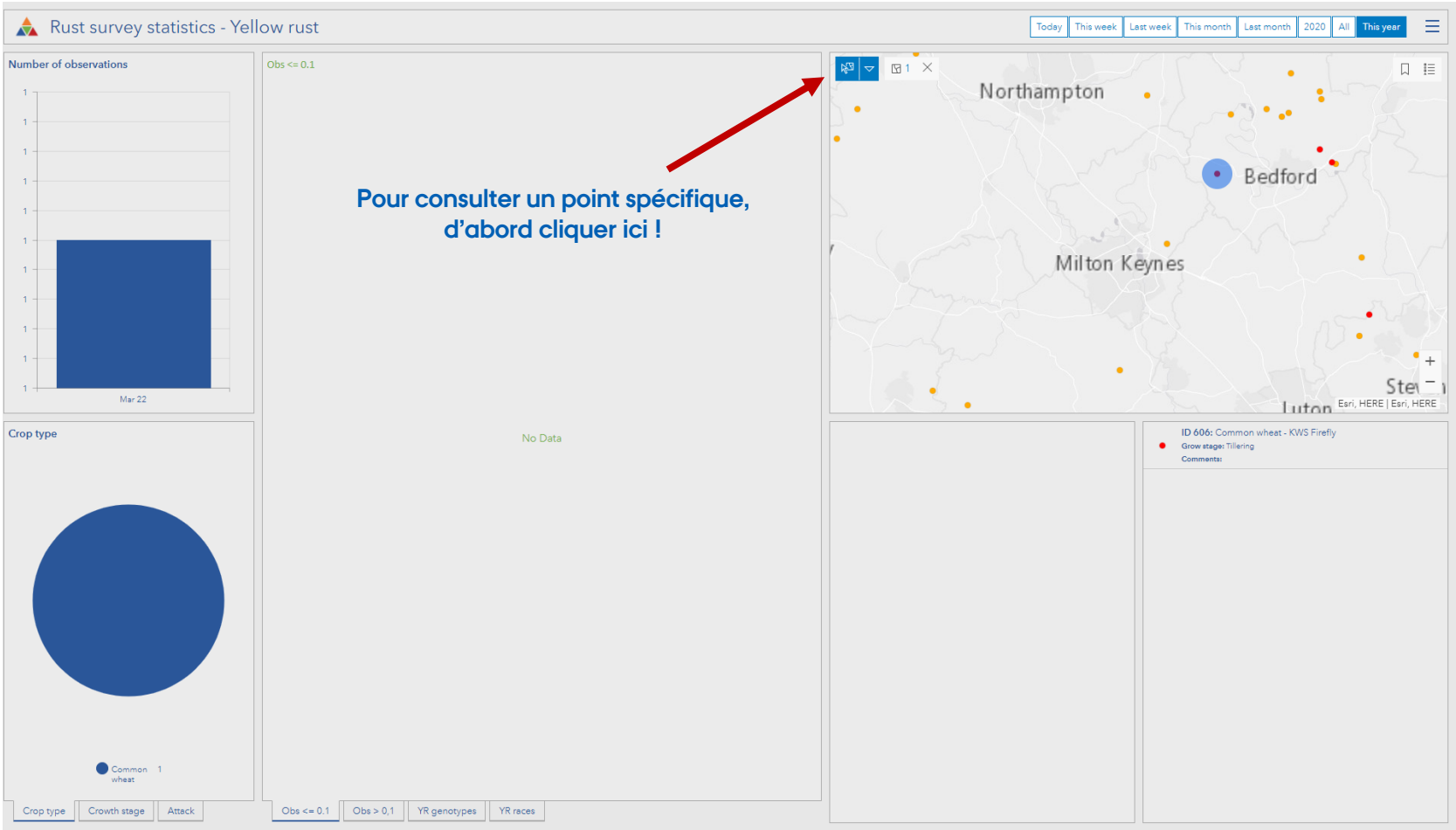

Un grand merci pour votre collaboration !