

# The status of SDHI resistance in *Alternaria solani* isolates in Denmark

Isaac K. Abuley  
Annemarie F. Justesen  
Jens G. Hansen  
Poul Lassen  
Lars bødker

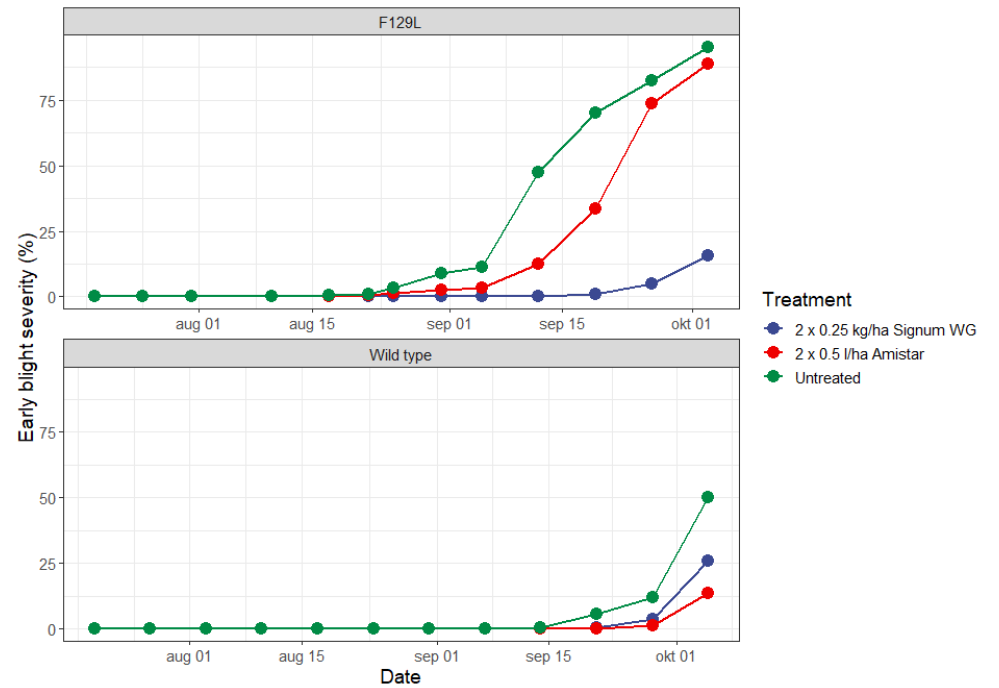
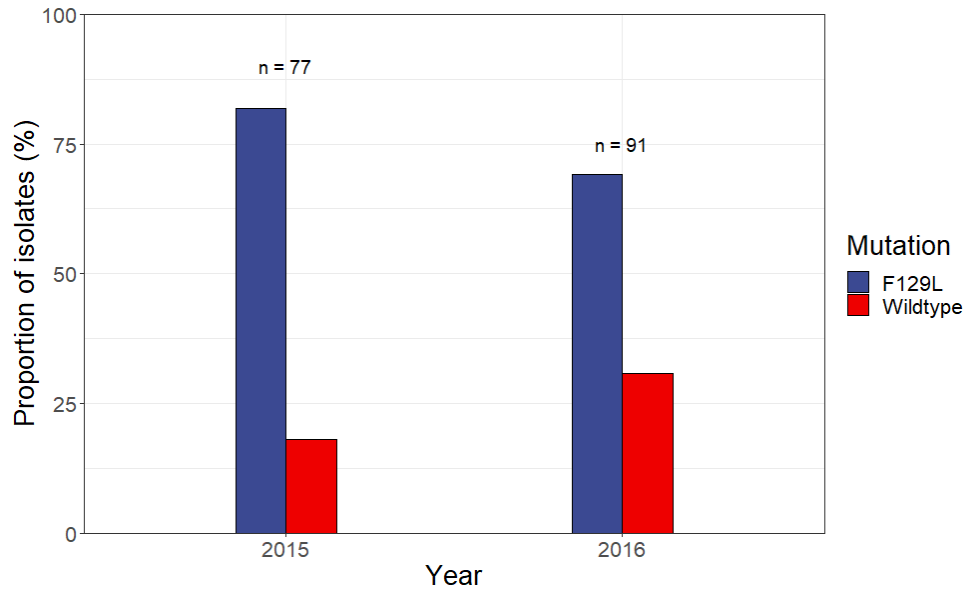


AARHUS  
UNIVERSITY

DEPARTMENT OF AGROECOLOGY

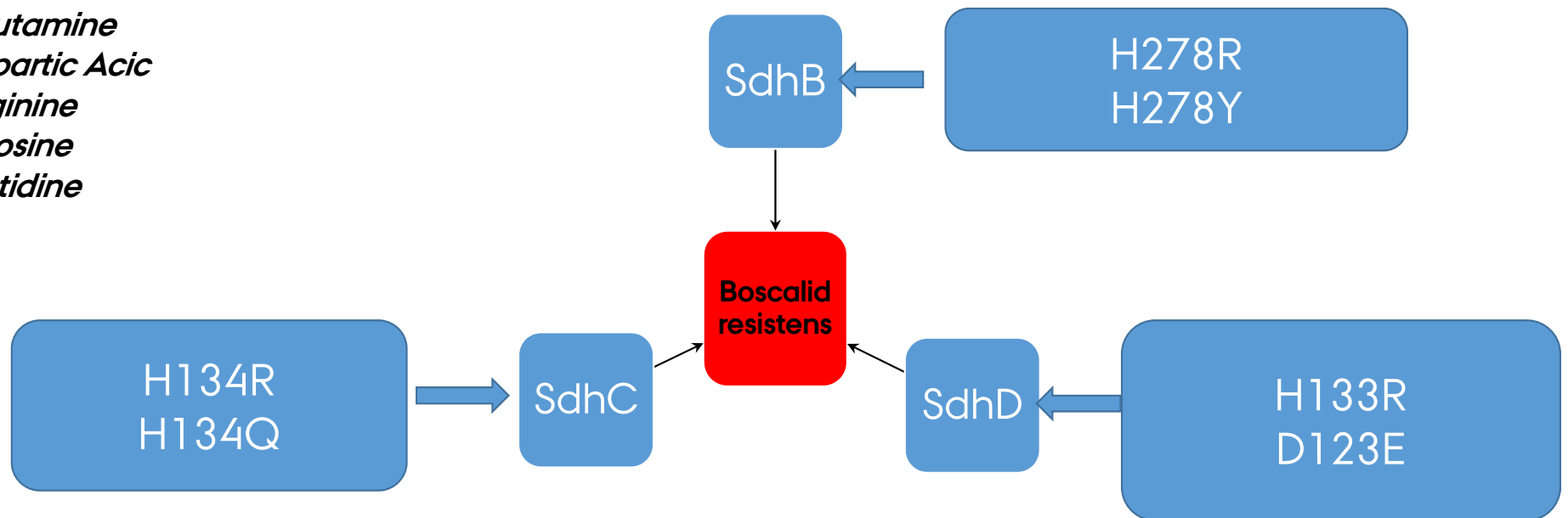
**Kartoffel**afgiftsfonden

# F129L mutation

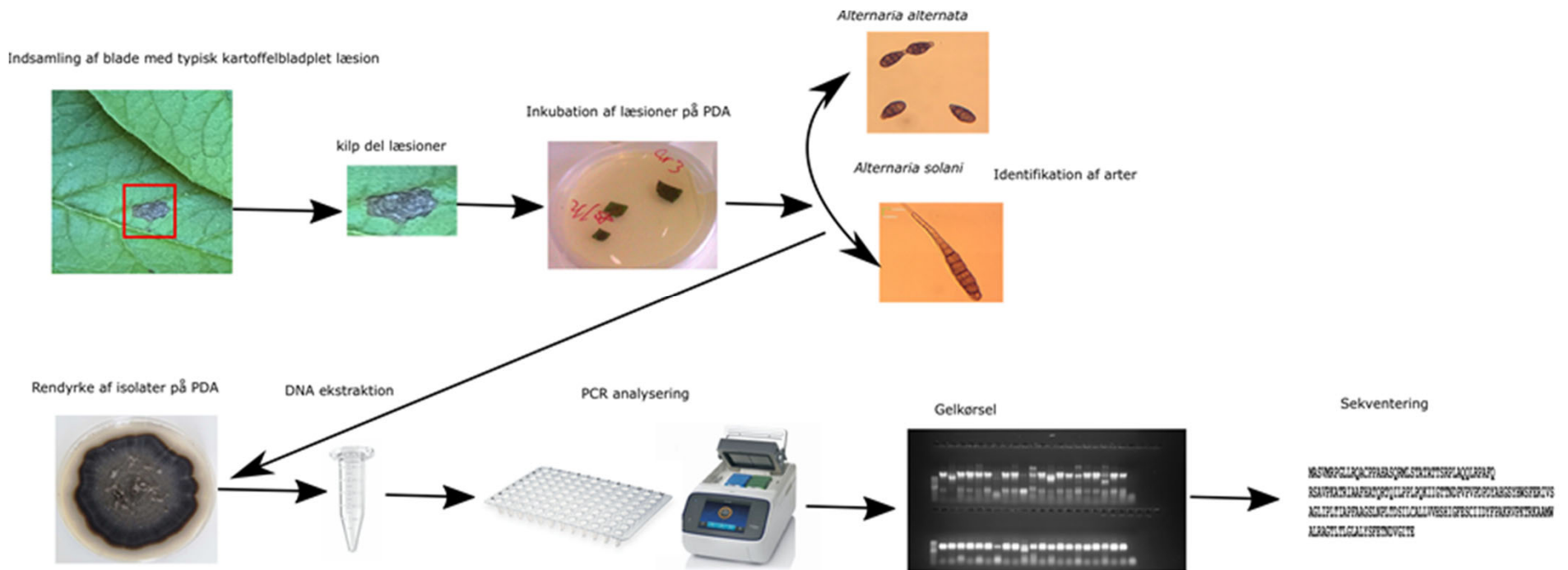


# SDHI resistance *Alternaria solani*

*E = Glutamic acid*  
*Q = Glutamine*  
*D = Aspartic Acid*  
*R = Arginine*  
*Y = Tyrosine*  
*H = Histidine*



# Methodology

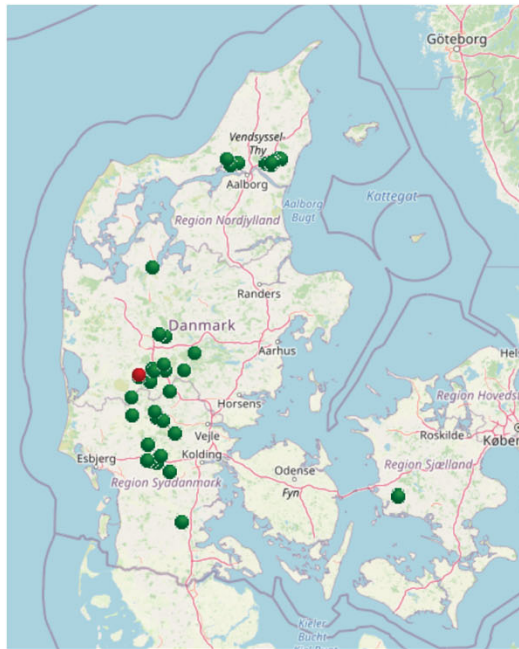


# Summary of SDHI resistance in Danmark

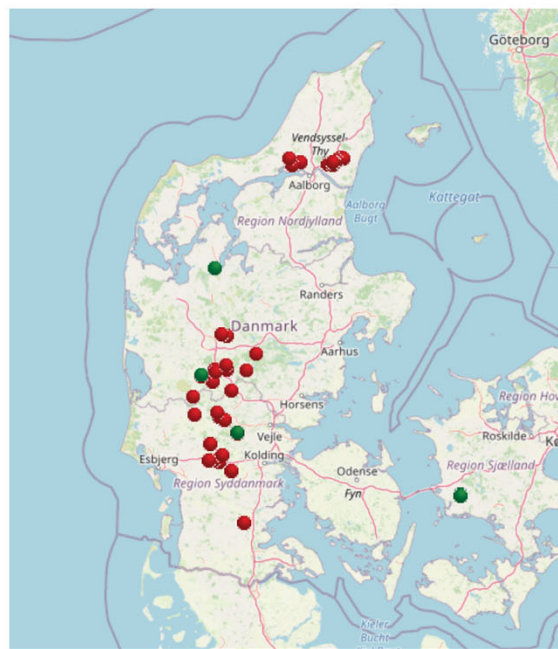
		2020 (n = 190)		2016 (n = 36)	
Sdh subunit	Mutationer (amino-syre ændringer)	Antal isolater	%Isolater	Antal isolater	%Isolater
SdhB	H278Y	3	1,58	3	8,33
	H278R	0	0,00	0	0,00
	Udefineret	3	1,58	0	0,00
SdhC	H134R	150	78,95	25	69,44
	H134Q	0	0,00	0	0,00
	Udefineret	3	1,58	0	0,00
SdhD	H133R	0	0,00	0	0,00
	D123E	0	0,00	0	0,00
SdhB+SdhC	H278Y+H134R	0	0,00	2	5,56
Ingen mutationer		34	17,89	10	27,78



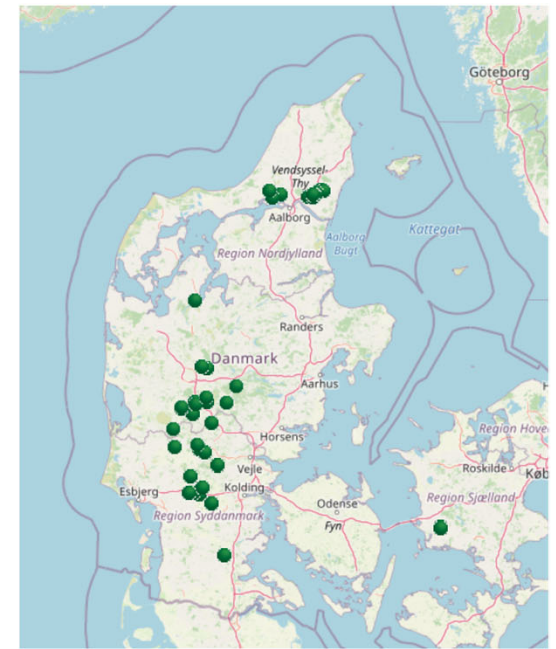
# Distribution of SDHI resistance in Denmark



H278Y



H134R



H133R/D123E/H134Q

# Take home message

- The H134R in SdhC subunit is the most widespread mutation in Denmark
- The H279Y in SdhB was only found in few isolates.
- H278R in the SdhB subunit, H134Q in the SdhC subunit, D123E and H133R in the SdhD subunit were not found in Denmark



AARHUS  
UNIVERSITY

DEPARTMENT OF AGROECOLOGY